

# Metal Bed Frame Instructions

These Bed Frames are Heavy - Please ask for assistance when lifting or moving to avoid injury.


## Hardware



1 Allen Key to fit M8 Bolt



16 M8 Flat Washer




16 M8 X 20mm Bolt

## Parts

2 x Crossbars  
1 x Headboard  
1 x Footboard  
2 x Mesh Bases


Small Double, Double, King and Super King Instructions

STEP 1 - Lay out parts as below



Please Note for single frames  
simply skip to Step 3

STEP 2 - Attach cross bars to brackets as below - 8 M8 x 20mm bolts and washers required



STEP 3 - Attach head and footboard as below - 8 M8 x 20mm bolts and washers required

